

November 2020 Edition

# LAKE EFFECT



What's Inside



# VOTE



Select Duo Voting Booth  
[www.selectvotingbooths.com](http://www.selectvotingbooths.com)

# Welcome to Lake Effect

Welcome to Lake Effect, a monthly research newsletter and a resource for progressive leaders and advocates, presented by Progress Michigan and Public Policy Polling.

Research in this newsletter comes from a survey conducted between October 29th and October 30th.

## In this issue

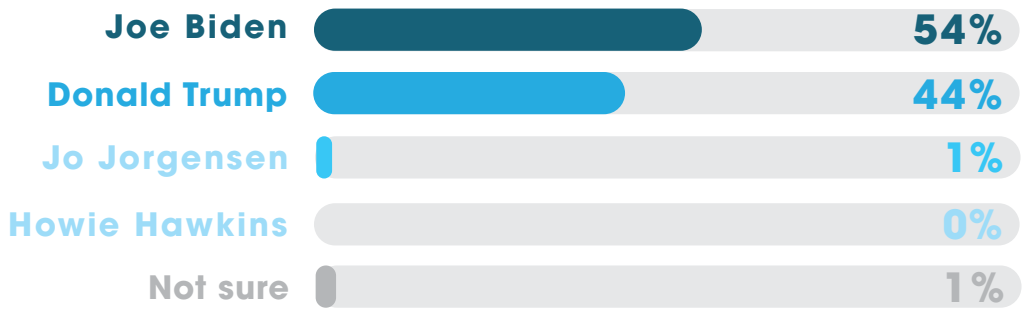





## The Final Tally: Michigan Picks Biden and Peters

With just days to go until the final day of voting in the 2020 election, one thing is clear: voters in Michigan prefer Joe Biden and Gary Peters much more than Donald Trump and John James.

If the election for President was held today, and the candidates were Democrat Joe Biden, Republican Donald Trump, Libertarian Jo Jorgensen, and Green Party candidate Howie Hawkins, who would you vote for?



If the election for US Senate was held today, and the candidates were Democrat Gary Peters, Republican John James, and Green Party candidate Marcia Squier, who would you vote for?

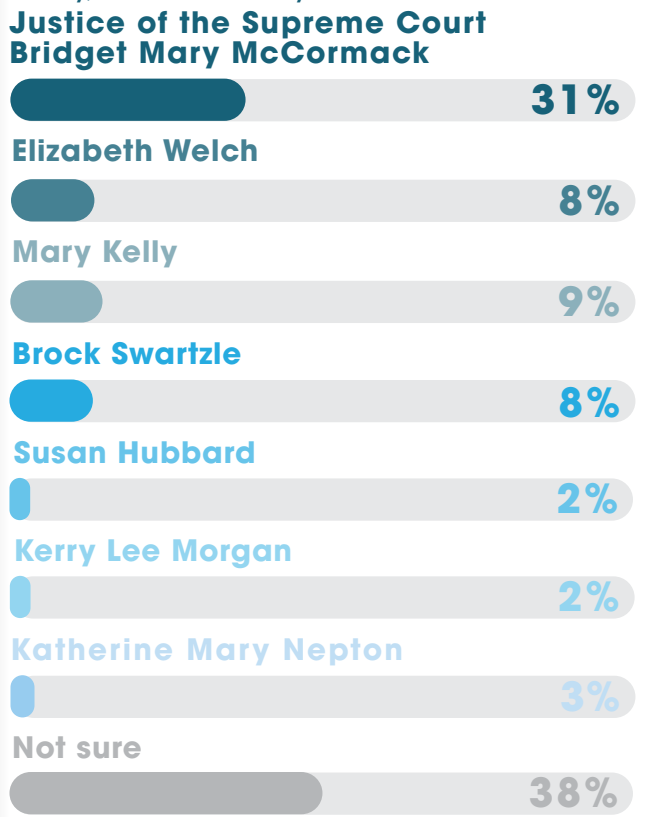




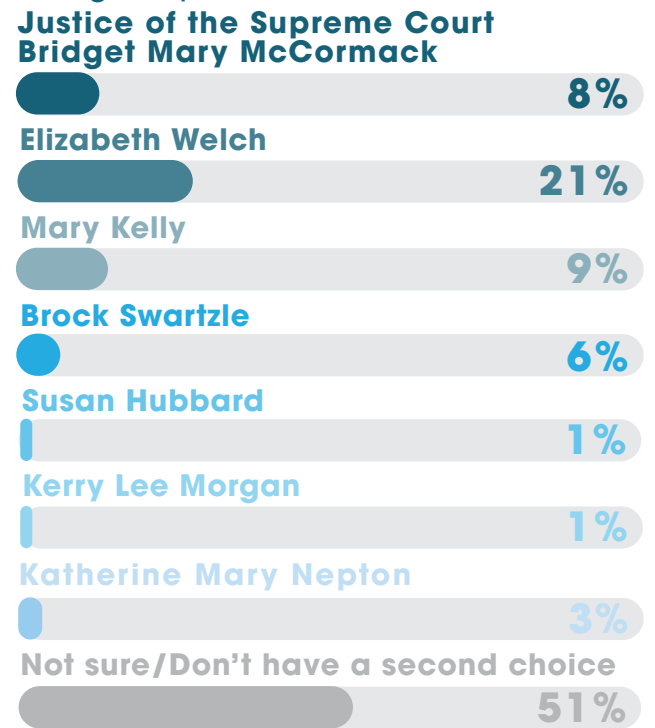
**McCormack, Welch in favorable position**

Chief Justice Bridget Mary McCormack and Elizabeth Welch remain the top choices among Michigan voters for who they will elect to the Michigan Supreme Court.

This November candidates for Michigan's Supreme Court will be on the ballot. The candidates are Justice of the Supreme Court Bridget Mary McCormack, Elizabeth Welch, Mary Kelly, Brock Swartzle, Susan Hubbard, Kerry Lee Morgan, and Katherine Mary Nepton. You can vote for up to two candidates. If the election was today, who would be your first choice?



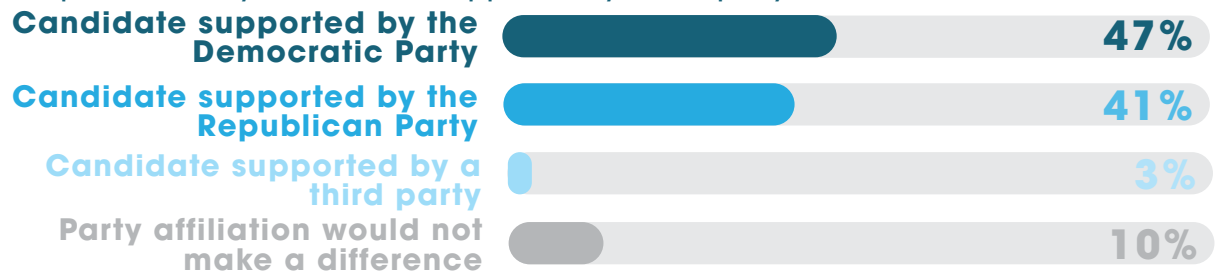
And working from the same list of choices, who would be your second choice for Michigan Supreme Court?



The straight ticket voting option does not include the candidates for State Supreme Court. Were you aware of this, or not?



Thinking again about the election for the Michigan Supreme Court in November, would you be more likely to vote for a candidate supported by the Democratic Party, a candidate supported by the Republican Party, a candidate supported by a third party or would it not make a difference?

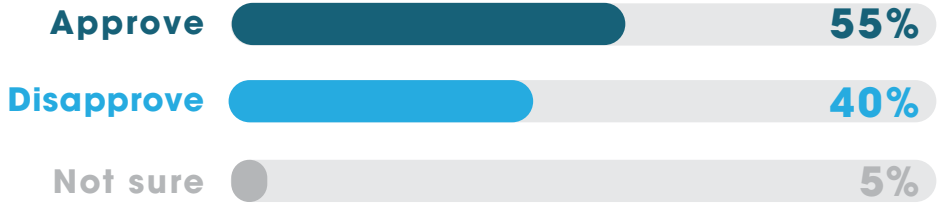




## That Woman from Michigan Held in Higher Regard than Trump

Although Michigan Governor Gretchen Whitmer isn't up for reelection for another two years, her high favorability compared to President Donald Trump is what's making Michigan voters trend towards Democrats.

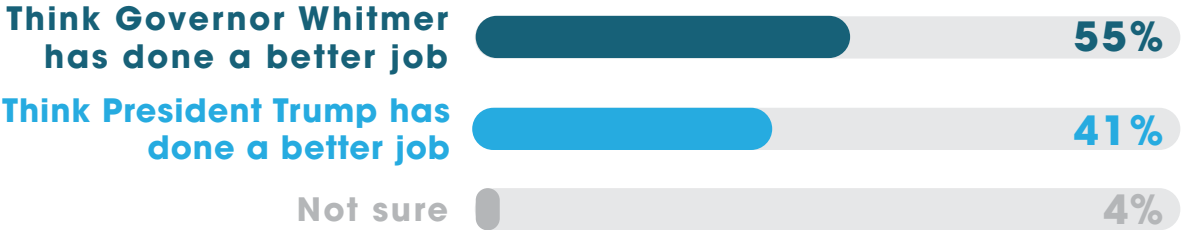
Do you approve or disapprove of Governor Gretchen Whitmer's job performance?



Do you approve or disapprove of Donald Trump's job performance?



Who do you think has done a better job handling the Coronavirus: Governor Whitmer, or President Trump?

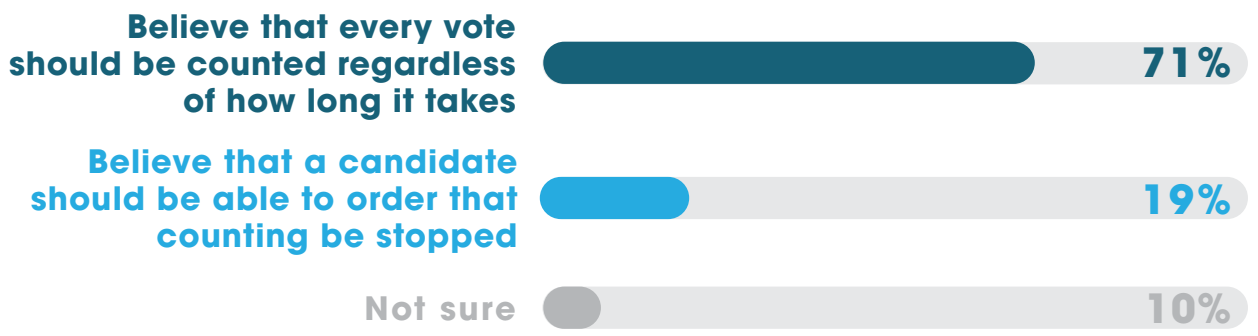




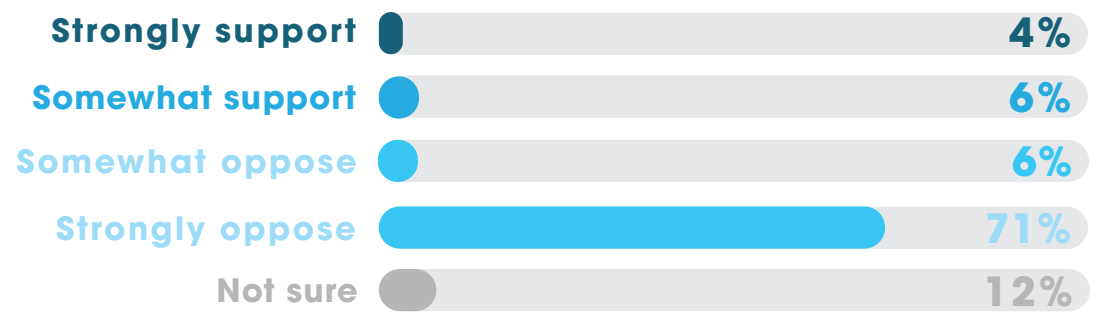
### Count Every Vote

With many states including Michigan expected to take at least a few days after November 3 to count every vote, the entire country will be watching closely in a protracted manner. But an overwhelming majority of people agree that every vote should be counted regardless of how long clerks take to deliver results.

Experts say that due to the massive amounts of votes being cast this year results may take several days to be counted. Do you believe every vote should be counted regardless of how long it takes or should a candidate be able to order that counting be stopped?



There has been some discussion that the State Legislature could ignore the outcome of the presidential election by appointing their own electors to the Electoral College regardless of the outcome of the actual vote in the state. Would you strongly support, somewhat support, somewhat oppose or strongly oppose such efforts?



## About Lake Effect

Presented by Progress Michigan, Lake Effect is a monthly research newsletter that follows public opinion in Michigan. Each month, Public Policy Polling will survey registered voters across Michigan about their opinions of important issues and public figures in the state. These newsletters will break down the results and provide readers with key takeaways and analysis from the data.

## About This Study

PPP interviewed 745 Michigan voters by phone and text from October 29th to October 30th on behalf of Progress Michigan. The margin of error is +/-3.6%

## For Press Inquiries:

Sam Ingot, Deputy Director of Progress Michigan  
[sam@progressmichigan.org](mailto:sam@progressmichigan.org)